

## Skip the Queue, Quickly. Get Skiply!

Dear Prospective Parent,

At Delta English School (DES), we are committed to delivering high-quality CBSE experiences at a great convenience. That's why we have partnered with RAKBANK to offer you **Skiply** - a mobile payment service that allows you to make fast and secured transactions using any UAE VISA or MasterCard. Now, you can manage all DES admission fees from your smart device wherever and whenever it suits you. Skiply offers multiple card support, instant fee payments, email receipts, and much more.

Skiply is built for redundancy, security, and velocity on industry leading infrastructure. Skiply never shares your debit or credit card information with DES. This information is only stored for fraud prevention and regulatory purposes. Download the Skiply app today and make effortless checkouts at DES.

You DO NOT need a  **RAKBANK** account to use Skiply at Delta English School

### Features of Skiply:



Enjoy Zero  
Line Queuing



Search by  
Child Data



Pay for  
All Fee Types



Add Multiple UAE  
Credit/Debit Cards



Add Multiple  
Items to Cart



Digitally Sign-off  
Event Consents



Simplified  
Cashless Checkout



View Digital  
Receipts



Encrypted  
Transactions



PCI DSS  
Level 1 Certification

## How to Download Skiply?

Click on Your App Store

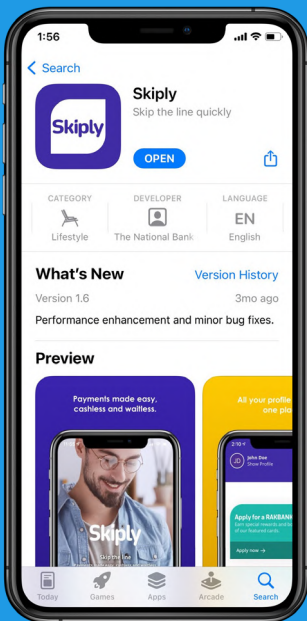


Scan the QR Code




### REGISTER:

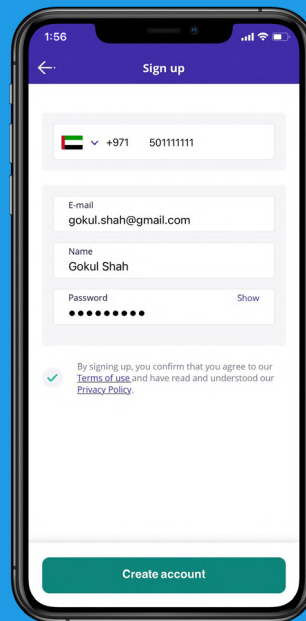
1. Download Skiply from App Store



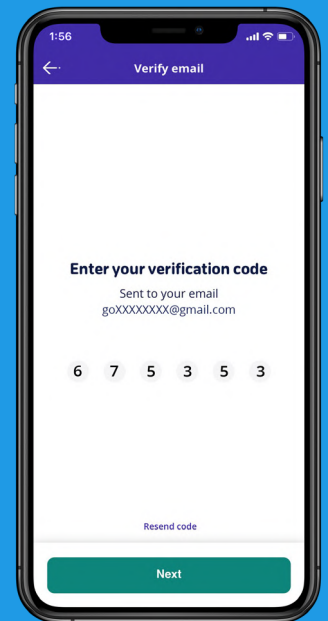
2. Launch Skiply App and Click **Sign Up**



3. Enter Your Identity and Contact Information

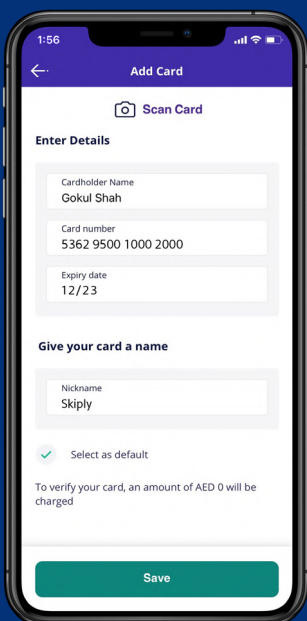


4. Enter the OTP Sent to Your Email

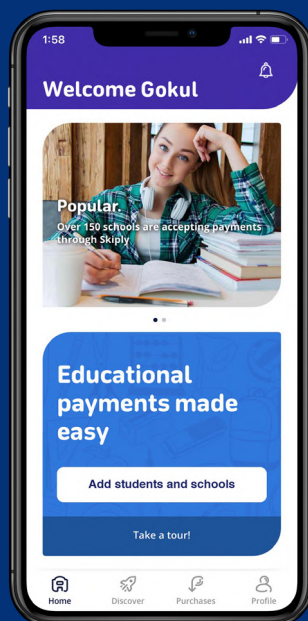


### ADD:

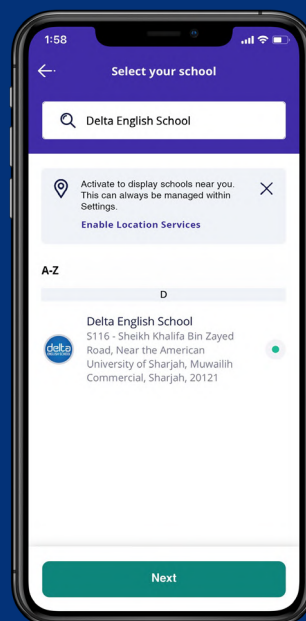
5. Add Multiple UAE Credit and Debit Cards



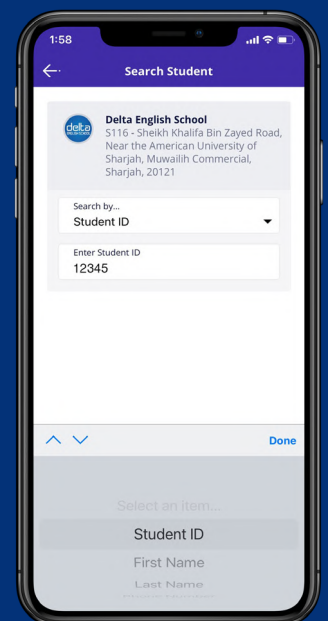
6. Tap on **Add Students and Schools**



7. Select **Delta English School** and Click **Next**



8. Search by **DES ID** and **Add Student**

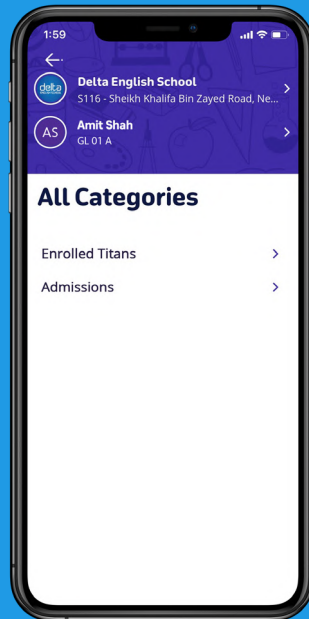


## CHECKOUT:

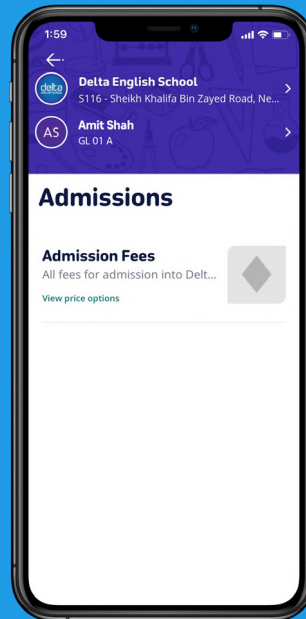
9. Tap on Student's Name to Pay



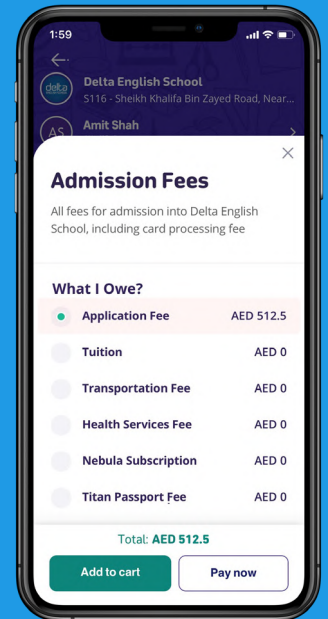
10. Select Admissions



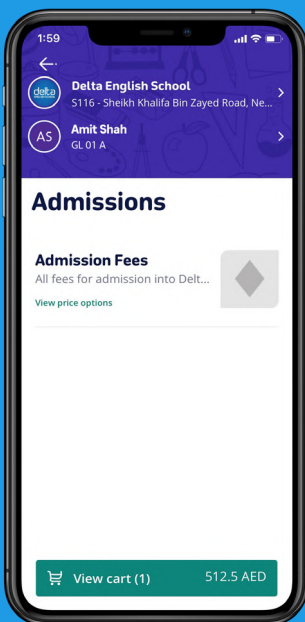
11. Select Admission Fees



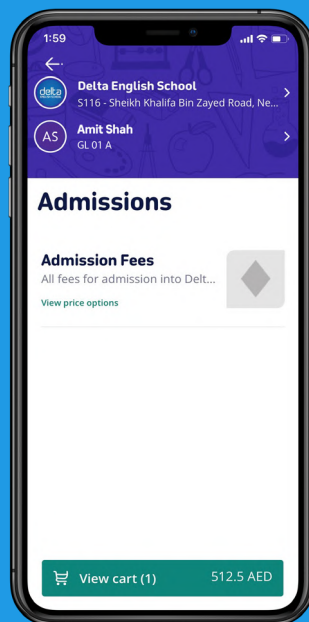
12. Select an Option and Click Add to Cart



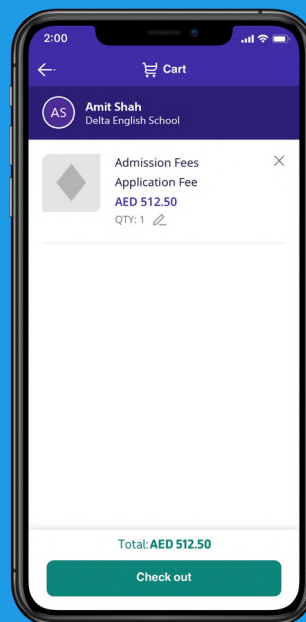
13. Click ← to Add Another Fee Option



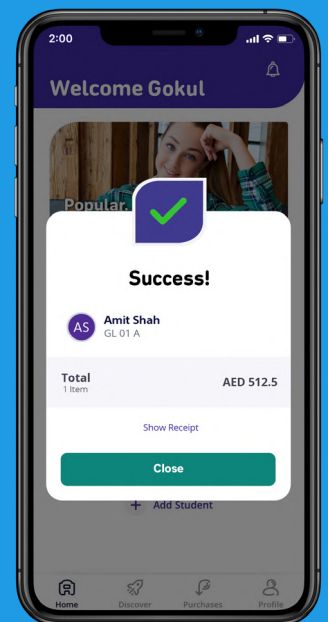
14. Click View Cart



15. Review Cart and Click Check Out



16. Receive Payment Confirmation and Receipt



► Repeat **Step 9** through **Step 16** to pay for more than one student admission at Delta English School ◀



## Mega Education Savings!

### Sibling Discount Program

Earn discounts under the **Bronze, Silver, Gold, or Platinum Plans**

### Refer-A-Friend

Earn discounts on monthly tuition for each new parent you bring to Delta English School

[Click Here for More Information](#)